


Draw With Miss Natasha:  
**A character from LULU IN THE SPOTLIGHT**




Start with a big U for head, and a small u for the ear

2.



Add a big upside down U for the body and notice the tilt


3.



The running legs and feet look like long U's

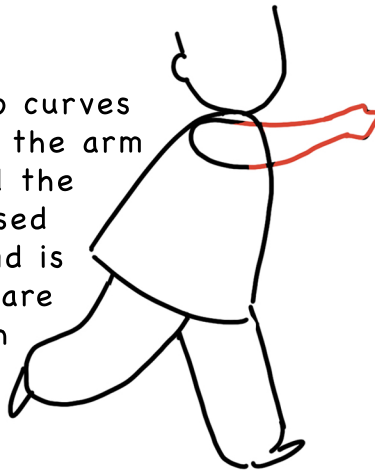
4.

Add a sideways u for the shoulder



5.

Two curves for the arm and the closed hand is square-ish



6.


Add eyes, a nose, mouth, and maybe hair



7.

Add an object you love

(Lulu loves kulfi)



8.

Make this character **UNIQUE**, like you!

